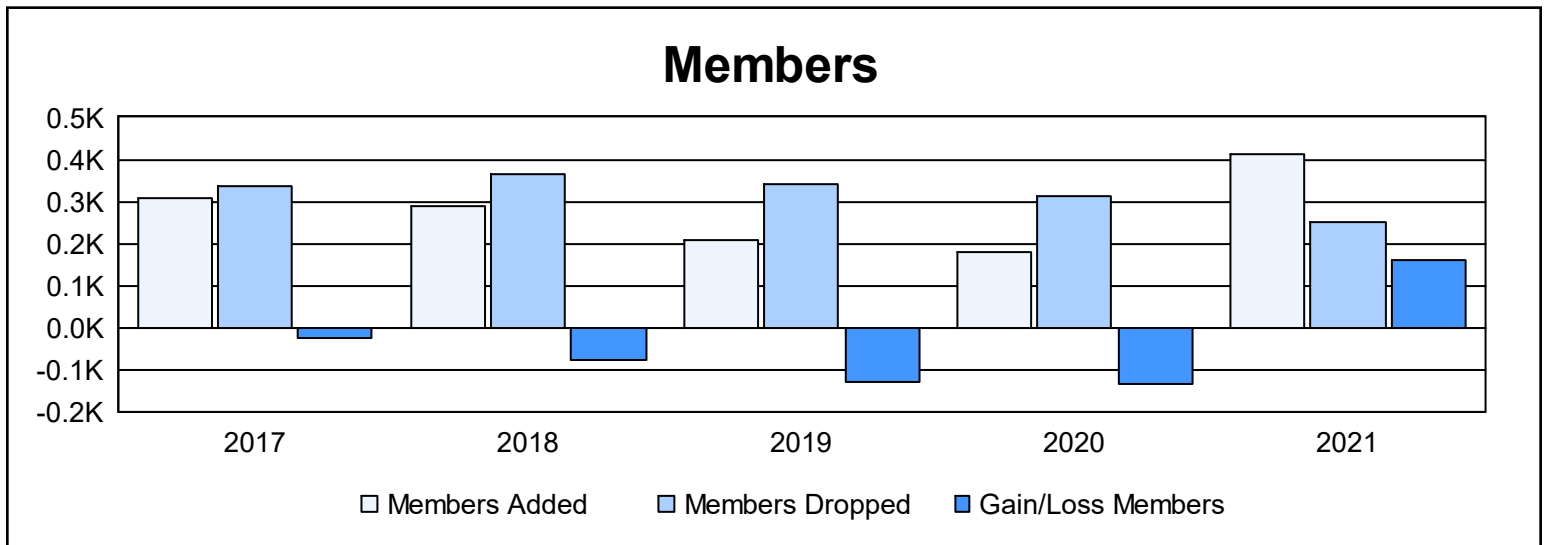
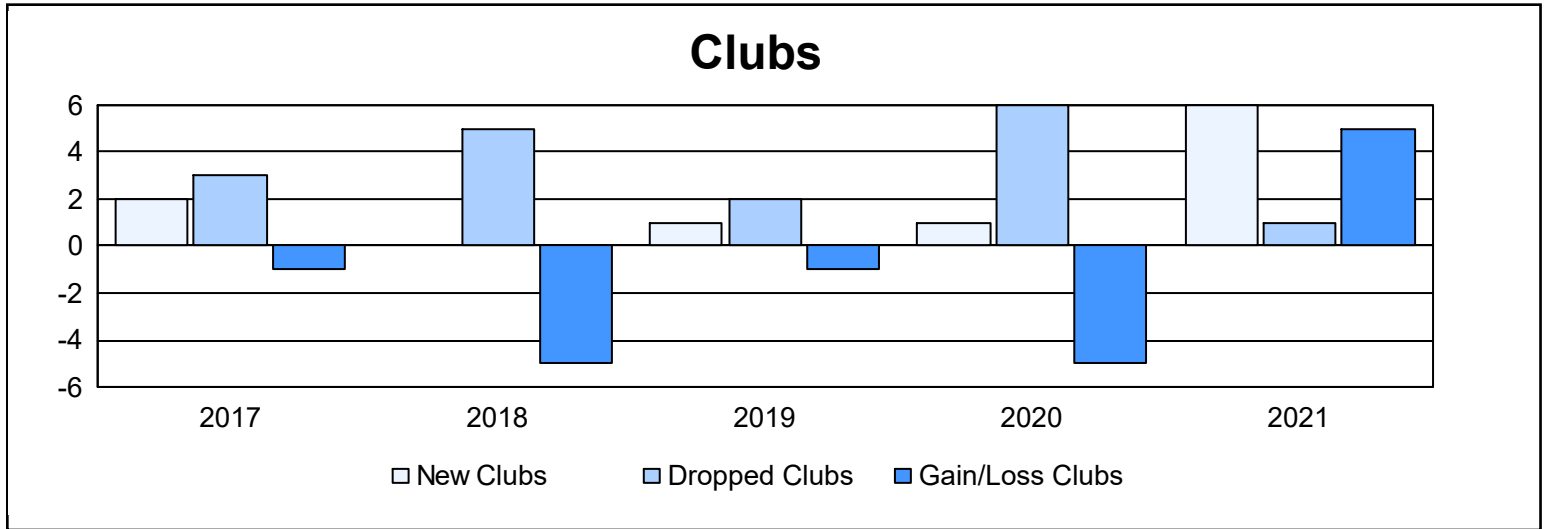
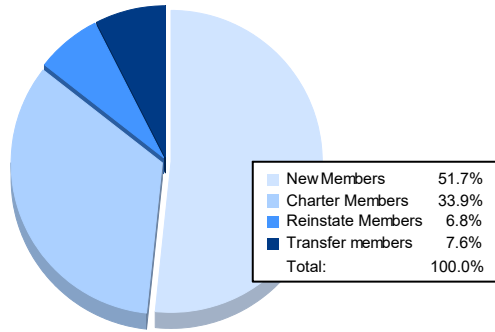


Year	New Clubs	Dropped Clubs	Gain/ Loss Clubs	New Members	Charter Members	Reinstate Members	Transfer Members	Total Member Added	Total Members Dropped	Gain/ Loss Members
2016-2017	2	3	-1	219	42	23	25	309	334	-25
2017-2018	0	5	-5	220	9	21	39	289	366	-77
2018-2019	1	2	-1	136	22	22	29	209	339	-130
2019-2020	1	6	-5	111	22	33	11	177	311	-134
2020-2021	6	1	5	212	139	28	31	410	249	161
<b>Average</b>	<b>2</b>	<b>3</b>	<b>-1</b>	<b>180</b>	<b>47</b>	<b>25</b>	<b>27</b>	<b>279</b>	<b>320</b>	<b>-41</b>



### Membership Composition June 2021 Cumulative



### Gender Composition June 2021 Cumulative

